

# Our TeamRoehl Non-Driver Survey Results

Between September 1 and September 30, we distributed TeamRoehl engagement surveys to **665 of our non-driving teammates**.

If you were one of the 468 teammates who participated

## Thank you for your feedback!

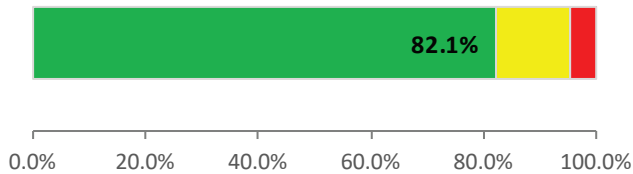
This engagement survey provided us with an opportunity to gather open and honest feedback, evaluate how we're doing from your perspective, and will help us understand organizationally where we're succeeding and where more support or attention is needed.

**Here is a sneak peak of your responses to our 4 primary engagement questions.**

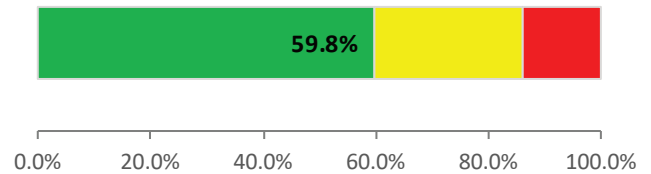
Your leaders will continue to share with you as their reports become available.

The **green bar** indicates the percent of teammates that responded positively, the **yellow bar** indicates the percent of teammates that responded neutrally, and the **red bar** indicates the percent of teammates that responded negatively to each question.

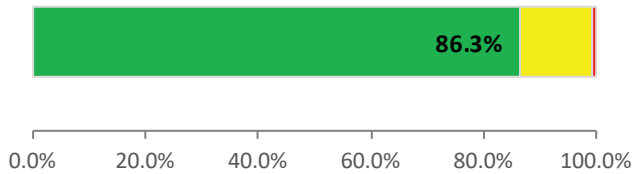
I would recommend Roehl Transport as a place to work to people I know and respect.



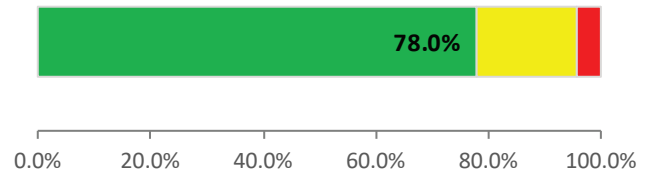
I rarely think about looking for a new job with another company.



I am proud to work for Roehl.



Overall, I am extremely satisfied with Roehl as a place to work.



## Let Leaders know how things are going outside of surveys too.

The best way to provide feedback is directly to your leader, on a regular basis. Please do this as often as you can. Keep an eye out for future communications where we'll continue to share what we hear from you.

Visit [TeamRoehl.com](http://TeamRoehl.com) to see if you have open surveys by selecting the My Feedback icon.

